

# KASHIMA

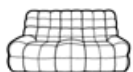
## Designer

Michel Ducaroy



## PRODUCTS

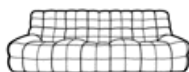
### MEDIUM SOFA



#### Sizes

Height 29 "  
Width 65 "  
Depth 39 "  
Seat height 15 "  
Weight 59.525 lb  
Seats 2 places

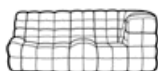
### SOFA



#### Sizes

Height 29 "  
Width 92 "  
Depth 39 "  
Seat height 15 "  
Weight 94.799 lb  
Seats 3 places

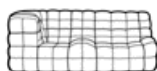
### LEFT-ARM MEDIUM SOFA



#### Sizes

Height 29 "  
Width 69 "  
Depth 39 "  
Seat height 15 "  
Weight 77.162 lb  
Seats 2 places

### RIGHT-ARM MEDIUM SOFA



#### Sizes

Height 29 "  
Width 69 "  
Depth 39 "  
Seat height 15 "  
Weight 77.162 lb  
Seats 2 places

## SMALL OTTOMAN



### Sizes

Width 31 "

Depth 23 "

Seat height 15 "

Weight 17.637 lb

Seats 1 place

## Technical characteristics

### STRUCTURE

Entirely made of foam of 2 different densities: polyether 21kg/m<sup>3</sup> – 3.2kPa and polyether 28kg/m<sup>3</sup> – 4.8kPa. Clad in 480g/m polyester quilting.

### COMFORT

The seat and backrest are made identically of high resilience polyurethane Bultex foam (36 kg/m<sup>3</sup> - 3.6 kPa) and (26 kg/m<sup>3</sup> - 1.4 kPa). Clad in hyper soft foam 45kg/m<sup>3</sup> - 1.8kPa.

### COVER

Twin-needle over stitching for all the seams and buttoning. Cover in polyester quilting 480g/m<sup>2</sup>.

Covers may be removed by an upholsterer.