

GRAND ANGLE

Designer

Marie C Dorner



Technical characteristics

CONSTRUCTION

Structure of seat: webbed metal frame.

Structure of backrest : panels 3-layer plywood with articulated headrest.

Armrest composed of panels of plywood.

COMFORT

Seat composed of high resilience polyurethane Bultex foam (36 kg/m³ - 2.8 kPa) and ultra-flexible foam (45 kg/m³ - 1.8 kPa) with comfort layer of feathers (goose feathers, of which 15% down).

Backrest composed of high resilience polyurethane Bultex foam (26 kg/m³ - 1.4 kPa) clad in ultra-flexible foam (45 kg/m³ - 1.8 kPa).


Feather-filled back (lumbar) cushion (goose feathers, of which 15% down).

MAKING-UP

Backrest quilted with stretch fabric to

PRODUCTS


LOVESEAT WITH SLIM ARMREST WITHOUT LUMBAR CUSHION



Sizes

Height 28 "
Width 77 "
Depth 39 "
Seat height 16 "
Weight 243.721 lb
Seats 3 places

SOFA WITH SLIM ARMREST WITHOUT LUMBAR CUSHION



Sizes

Height 28 "
Width 89 "
Depth 39 "
Seat height 16 "
Weight 266.274 lb
Seats 3 places


More information on
www.ligne-roset.com

ligne roset[®]
depuis 1860

© Ligne Roset 2025

retain pleating on rear of backrest. Cover quilted with 110 g/m² polyester.

SOFA WITH BROAD ARMREST WITHOUT LUMBAR CUSHION



Sizes

Height 28 "
Width 106 "
Depth 39 "
Seat height 16 "
Weight 285.675 lb
Seats 3 places

COMPOSITION 1A



Sizes

Height 28 "
Width 109 "
Depth 49 "
Seat height 16 "

COMPOSITION 1B



Sizes

Height 28 "
Width 109 "
Depth 49 "
Seat height 16 "

COMPOSITION 2



Sizes

Height 28 "
Width 81 "
Depth 81 "
Seat height 16 "

COMPOSITION 3A



Sizes

Height 28 "
Width 144 "
Depth 75 "
Seat height 16 "

COMPOSITION 3B



Sizes

Height 28 "
Width 144 "
Depth 75 "
Seat height 16 "

COMPOSITION 4A



Sizes

Height 28 "
Width 147 "
Depth 75 "
Seat height 16 "

COMPOSITION 4B



Sizes

Height 28 "
Width 147 "
Depth 75 "
Seat height 16 "

COMPOSITION 5A



Sizes

Height 28 "
Width 120 "
Depth 120 "
Seat height 16 "

COMPOSITION 5B



Sizes

Height 28 "
Width 120 "
Depth 120 "
Seat height 16 "

COMPOSITION 6A

**Sizes**

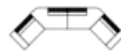
Height 28 "
Width 135 "
Depth 109 "
Seat height 16 "

COMPOSITION 6B**Sizes**

Height 28 "
Width 135 "
Depth 109 "
Seat height 16 "

COMPOSITION 7**Sizes**

Height 28 "
Width 130 "
Depth 130 "
Seat height 16 "

COMPOSITION 8**Sizes**

Height 28 "
Width 211 "
Depth 75 "
Seat height 16 "

COMPOSITION 9A**Sizes**

Height 28 "
Width 135 "
Depth 121 "
Seat height 16 "

COMPOSITION 9B**Sizes**

Height 28 "
Width 135 "

Depth 121 "
Seat height 16 "

COMPOSITION 10A



Sizes

Height 28 "
Width 165 "
Depth 121 "
Seat height 16 "

COMPOSITION 10B



Sizes

Height 28 "
Width 165 "
Depth 121 "
Seat height 16 "

COMPOSITION 11A



Sizes

Height 28 "
Width 147 "
Depth 132 "
Seat height 16 "

COMPOSITION 11B



Sizes

Height 28 "
Width 147 "
Depth 132 "
Seat height 16 "

COMPOSITION 12A



Sizes

Height 28 "
Width 159 "
Depth 126 "
Seat height 16 "

COMPOSITION 12B



Sizes

Height 28 "
Width 159 "
Depth 126 "
Seat height 16 "

COMPOSITION 13A



Sizes

Height 28 "
Width 170 "
Depth 147 "
Seat height 16 "

COMPOSITION 13B



Sizes

Height 28 "
Width 170 "
Depth 147 "
Seat height 16 "

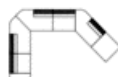
COMPOSITION 14A



Sizes

Height 28 "
Width 204 "
Depth 130 "
Seat height 16 "

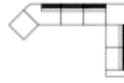
COMPOSITION 14B



Sizes

Height 28 "
Width 204 "
Depth 130 "
Seat height 16 "

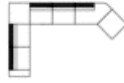
COMPOSITION 15A



Sizes

Height 28 "
Width 215 "
Depth 132 "
Seat height 16 "

COMPOSITION 15B



Sizes

Height 28 "
Width 215 "
Depth 132 "
Seat height 16 "

COMPOSITION 16A



Sizes

Height 28 "
Width 179 "
Depth 161 "
Seat height 16 "

COMPOSITION 16B



Sizes

Height 28 "
Width 179 "
Depth 161 "
Seat height 16 "