

# EXCLUSIF

## Designer

Didier Gomez



## PRODUCTS

### RIGHT-ARM LOVESEAT WITH ARMREST A COMPLETE ELEMENT



#### Sizes

Height 29 "  
Width 59 "  
Depth 39 "  
Seat height 16 "

### RIGHT-ARM LOVESEAT WITH ARMREST B COMPLETE ELEMENT



#### Sizes

Height 29 "  
Width 60 "  
Depth 39 "  
Seat height 16 "

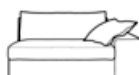
### LEFT-ARM LOVESEAT WITH ARMREST A COMPLETE ELEMENT



#### Sizes

Height 29 "  
Width 59 "  
Depth 39 "  
Seat height 16 "

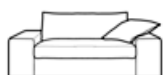
### LEFT-ARM LOVESEAT WITH ARMREST B COMPLETE ELEMENT



#### Sizes

Height 29 "  
Width 60 "  
Depth 39 "  
Seat height 16 "

#### LOVESEAT WITH ARMREST B COMPLETE ELEMENT



##### Sizes

Height 29 "  
Width 71 "  
Depth 39 "  
Seat height 16 "

#### ASYMMETRICAL LOVESEAT RIGHT COMPLETE ELEMENT



##### Sizes

Height 29 "  
Width 70 "  
Depth 39 "  
Seat height 16 "

#### ASYMMETRICAL LOVESEAT LEFT COMPLETE ELEMENT RIGHT-ARM SOFA WITH ARMREST A COMPLETE ELEMENT



##### Sizes

Height 29 "  
Width 70 "  
Depth 39 "  
Seat height 16 "



##### Sizes

Height 29 "  
Width 85 "  
Depth 39 "  
Seat height 16 "

#### RIGHT-ARM SOFA WITH ARMREST B COMPLETE ELEMENT



##### Sizes

Height 29 "  
Width 86 "  
Depth 39 "  
Seat height 16 "  
Weight 163.142 lb

#### LEFT-ARM SOFA WITH ARMREST A COMPLETE ELEMENT



##### Sizes

Height 29 "  
Width 85 "  
Depth 39 "  
Seat height 16 "

#### LEFT-ARM SOFA WITH ARMREST B COMPLETE ELEMENT



##### Sizes

Height 29 "  
Width 86 "  
Depth 39 "  
Seat height 16 "

#### ASYMMETRICAL SOFA RIGHT COMPLETE ELEMENT



##### Sizes

Height 29 "  
Width 96 "

#### ASYMMETRICAL SOFA LEFT COMPLETE ELEMENT



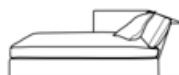
##### Sizes

Height 29 "  
Width 96 "

Depth 39 "  
Seat height 16 "  
Weight 194.007 lb

Depth 39 "  
Seat height 16 "

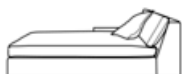
#### LOUNGE RIGHT WITH ARMREST A COMPLETE ELEMENT



##### Sizes

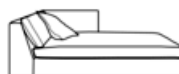
Height 29 "  
Width 59 "  
Depth 80 "  
Seat height 16 "

#### LOUNGE RIGHT WITH ARMREST B COMPLETE ELEMENT LOUNGE LEFT WITH ARMREST A COMPLETE ELEMENT



##### Sizes

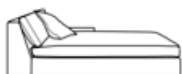
Height 29 "  
Width 60 "  
Depth 80 "  
Seat height 16 "



##### Sizes

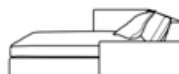
Height 29 "  
Width 59 "  
Depth 80 "  
Seat height 16 "

#### LOUNGE LEFT WITH ARMREST B COMPLETE ELEMENT ASYMMETRICAL LOUNGE RIGHT COMPLETE ELEMENT



##### Sizes

Height 29 "  
Width 60 "  
Depth 80 "  
Seat height 16 "



##### Sizes

Height 29 "  
Width 70 "  
Depth 80 "  
Seat height 16 "

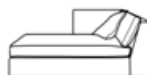
#### ASYMMETRICAL LOUNGE LEFT COMPLETE ELEMENT



##### Sizes

Height 29 "  
Width 70 "  
Depth 80 "  
Seat height 16 "

#### MINI LOUNGE RIGHT WITH ARMREST A COMPLETE ELEMENT



##### Sizes

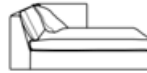
Height 29 "  
Width 50 "  
Depth 69 "  
Seat height 16 "

#### MINI LOUNGE RIGHT WITH ARMREST B COMPLETE ELEMENT

#### MINI LOUNGE LEFT WITH ARMREST A COMPLETE ELEMENT

**Sizes**

Height 29 "  
Width 51 "  
Depth 69 "  
Seat height 16 "

**Sizes**

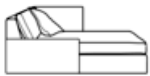
Height 29 "  
Width 50 "  
Depth 69 "  
Seat height 16 "

**MINI LOUNGE LEFT WITH ARMREST B COMPLETE  
ELEMENT****ASYMMETRICAL MINI LOUNGE RIGHT COMPLETE  
ELEMENT****Sizes**

Height 29 "  
Width 51 "  
Depth 69 "  
Seat height 16 "

**Sizes**

Height 29 "  
Width 62 "  
Depth 69 "  
Seat height 16 "

**ASYMMETRICAL MINI LOUNGE LEFT COMPLETE  
ELEMENT****FIRESIDE CHAIR SETTEE RIGHT WITH ARMREST A  
COMPLETE ELEMENT****Sizes**

Height 29 "  
Width 62 "  
Depth 69 "  
Seat height 16 "

**Sizes**

Height 29 "  
Width 36 "  
Depth 39 "  
Seat height 16 "

**FIRESIDE CHAIR SETTEE RIGHT WITH ARMREST B  
COMPLETE ELEMENT****FIRESIDE CHAIR SETTEE LEFT WITH ARMREST A  
COMPLETE ELEMENT****Sizes**

Height 29 "  
Width 37 "  
Depth 39 "  
Seat height 16 "

**Sizes**

Height 29 "  
Width 36 "  
Depth 39 "  
Seat height 16 "

**FIRESIDE CHAIR SETTEE LEFT WITH ARMREST B  
COMPLETE ELEMENT****COMPOSITION A****Sizes**

Height 29 "

**Sizes**

Height 29 "  
Width 37 "  
Depth 39 "  
Seat height 16 "

Width 124 "  
Depth 124 "  
Seat height 16 "

**COMPOSITION B****Sizes**

Height 29 "  
Width 126 "  
Depth 95 "  
Seat height 16 "

**COMPOSITION C****Sizes**

Height 29 "  
Width 98 "  
Depth 95 "  
Seat height 16 "

**COMPOSITION D****Sizes**

Height 29 "  
Width 126 "  
Depth 144 "  
Seat height 16 "

**COMPOSITION E****Sizes**

Height 29 "  
Width 173 "  
Depth 39 "  
Seat height 16 "

**COMPOSITION F****Sizes**

Height 29 "  
Width 144 "  
Depth 39 "  
Seat height 16 "

**COMPOSITION G****Sizes**

Height 29 "  
Width 171 "  
Depth 39 "  
Seat height 16 "

**COMPOSITION H****Sizes**

Height 29 "  
Width 146 "  
Depth 80 "  
Seat height 16 "

**COMPOSITION I****COMPOSITION J**

**Sizes**

Height 29 "  
Width 147 "  
Depth 80 "  
Seat height 16 "

**Sizes**

Height 29 "  
Width 164 "  
Depth 69 "  
Seat height 16 "

**COMPOSITION K****COMPOSITION L****Sizes**

Height 29 "  
Width 211 "  
Depth 127 "  
Seat height 16 "

**Sizes**

Height 29 "  
Width 146 "  
Depth 89 "  
Seat height 16 "

**COMPOSITION M****COMPOSITION N****Sizes**

Height 29 "  
Width 191 "  
Depth 107 "  
Seat height 16 "

**Sizes**

Height 29 "  
Width 157 "  
Depth 73 "  
Seat height 16 "

**COMPOSITION O****COMPOSITION P****Sizes**

Height 29 "  
Width 131 "  
Depth 89 "  
Seat height 16 "

**Sizes**

Height 29 "  
Width 209 "  
Depth 143 "  
Seat height 16 "

**COMPOSITION Q****COMPOSITION R****Sizes**

Height 29 "  
Width 172 "  
Depth 89 "  
Seat height 16 "

**Sizes**

Height 29 "  
Width 124 "  
Depth 124 "  
Seat height 16 "

**COMPOSITION S****COMPOSITION T**



#### Sizes

Height 29 "  
Width 150 "  
Depth 150 "  
Seat height 16 "



#### Sizes

Height 29 "  
Width 150 "  
Depth 124 "  
Seat height 16 "

## Technical characteristics

### CONSTRUCTION & COMFORT

The structure is mainly in multi-ply, thus making a significant reduction in terms of weight. For optimum comfort the seat cushion is supported by a webbed suspension. IMPORTANT: POSSIBILITY OF 2 DIFFERENT FOOT HEIGHTS: 1 1/4" OR 2 1/2". PLEASE SPECIFY YOUR CHOICE WHEN PLACING YOUR ORDER. Feather-filled seat and back cushions (10% feathers/90% down), compressibility H 3 1/2" with compartmented liner on the seat, both with a core of high resilience polyurethane Bultex foam (30 kg/m<sup>3</sup> - 1.8 kPa). Flat edges of seat cushions are quilted with a layer of polyester (200 g/m<sup>2</sup>). Seat cushions are anchored to the frame by a combination of zip fastenings. 22 1/2" x 22 1/2" cushion filled with 100% duck feathers. For a firmer level of comfort, seat cushions may be made entirely from high resilience polyurethane Bultex foam (dominant 2.6 kPa) : please specify when placing order. Headrest comprising a base in chromed steel wire (Ø 1/2" - 10 mm) clad in high resilience polyurethane Bultex foam (dominant 38 kg/m<sup>3</sup> - 3.6 kPa) and 300 g/m<sup>2</sup> polyester quilting.

### UPHOLSTERY

Removable cushion covers. Removable frame cover (NB except microfibres or leather), although it is necessary to remove the armrests in order to do so - this can be done easily. Bicolor interpretations may be created by specifying a different color/fabric for the back and lumbar cushions. In the case of the sofas (with and without arms), 1-arm sofas and asymmetrical sofas, each item will have 2 asymmetrical seat cushions regardless of whether it has a left or right arm (or no arms at all). Choice of seat cushions: with tufting or without. With the exception of the ottoman, it is possible to join elements together in a corner configuration or in a row using a steel linking-piece. This element is optional, therefore you will need to specify either 'with linking-piece' or 'without linking-piece' when placing your order.