

PLOUM

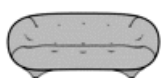
Designer

R. & E. Bouroullec



PRODUCTS

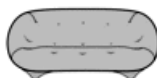
LOVESEAT LOW BACK



Sizes

Height 26 "
Width 65 "
Depth 37 "
Seat height 15 "
Weight 121.254 lb
Seats 2 places


LOVESEAT HIGH BACK



Sizes

Height 31 "
Width 67 "
Depth 43 "
Seat height 15 "
Weight 137.789 lb
Seats 2 places

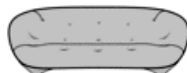
MEDIUM SOFA LOW BACK



Sizes

Height 26 "
Width 80 "
Depth 37 "
Seat height 15 "
Weight 154.324 lb
Seats 2 places

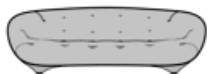
MEDIUM SOFA HIGH BACK



Sizes

Height 31 "
Width 80 "
Depth 43 "
Seat height 15 "
Weight 162.04 lb
Seats 2 places

SOFA HIGH BACK



Sizes

Height 33 "
Width 98 "
Depth 48 "
Seat height 15 "
Weight 201.723 lb
Seats 3 places

OTTOMAN



Sizes

Width 43 "
Depth 31 "
Seat height 15 "
Weight 46.297 lb
Seats 1 place

Technical characteristics

CONSTRUCTION

Steel tubing, wire and mesh. Covered base.

COMFORT

Integral seat in high resilience polyurethane Bultex foam 48 kg/m³ - 3.6 kPa; integral back in Bultex foam 36 kg/m³ - 1.4 kPa with comfort layer in hyperflexible polyurethane foam 30 kg/m³ - 1.8 kPa. Comfort is reinforced by the nature of the fabric used: a double-layer quilted weave, quilted by points of stitching.

MAKING-UP

Cover made from a woven fabric generously quilted and quilted by points of stitching.

Important : items upholstered in MOBY have no diagonal stitching in the four inside corners of the seat/back section and have just one zip closure on the rear of the back.

Cover is non removable.