

# GRAND ANGLE

## Designer

Marie C Dorner

## Technical specifications

A deep, multifaceted, international settee, the comfort of which is very apparent thanks to its articulated headrest and "stretch" stitching; it was designed to become a great international "classic".


The backrest uses an inverted chain system, which makes it possible to create a high headrest in vertical position, or a rolled-up one in combination with a lumbar cushion, or a less deep position.

Note the magnificent stitching used to create an elastic mesh which enables an irreproachable look to be maintained whatever the position of the backrest and seat. This "sunburst pleat" holds the material tightly in place, enabling the back to roll up perfectly. Marie-Christine Dorner sought to create an adaptive seat depth, whilst retaining consistency of appearance. The broad armrest is also designed to be sat on. The feather-filled



## PRODUCTS


### SMALL SETTEE WITH SLIM ARMREST WITHOUT LUMBAR CUSHION



#### Dimensions

Height 715 mm  
Width 1,960 mm  
Depth 1,000 mm  
Seat height 420 mm  
Weight 110.55 kg  
Seat 3 places

### LARGE SETTEE WITH SLIM ARMREST WITHOUT LUMBAR CUSHION



#### Dimensions

Height 715 mm  
Width 2,260 mm  
Depth 1,000 mm  
Seat height 420 mm  
Weight 120.78 kg  
Seat 3 places


More information on  
[www.ligne-roset.com](http://www.ligne-roset.com)

**ligne roset**<sup>®</sup>  
depuis 1860

© Ligne Roset 2025

lumbar cushions are dense, for a perfect fit. **CONSTRUCTION** Structure of seat: webbed metal frame. Structure of backrest : panels 3-layer plywood with articulated headrest. Armrest composed of panels of plywood. **COMFORT** Seat composed of high resilience polyurethane Bultex foam (36 kg/m<sup>3</sup> - 2.8 kPa) and ultra-flexible foam (45 kg/m<sup>3</sup> - 1.8 kPa) with comfort layer of feathers (goose feathers, of which 15% down). Backrest composed of high resilience polyurethane Bultex foam (26 kg/m<sup>3</sup> - 1.4 kPa) clad in ultra-flexible foam (45 kg/m<sup>3</sup> - 1.8 kPa). Feather-filled back (lumbar) cushion (goose feathers, of which 15% down). **MAKING-UP** Backrest quilted with stretch fabric to retain pleating on rear of backrest. Cover quilted with 110 g/m<sup>2</sup> polyester.

## LARGE SETTEE WITH BROAD ARMREST WITHOUT LUMBAR CUSHION



### Dimensions

Height 715 mm  
Width 2,700 mm  
Depth 1,000 mm  
Seat height 420 mm  
Weight 129.58 kg  
Seat 3 places

## COMPOSITION 1A



### Dimensions

Height 715 mm  
Width 2,785 mm  
Depth 1,260 mm  
Seat height 420 mm

## COMPOSITION 1B



### Dimensions

Height 715 mm  
Width 2,785 mm  
Depth 1,260 mm  
Seat height 420 mm

## COMPOSITION 2



### Dimensions

Height 715 mm  
Width 2,060 mm  
Depth 2,060 mm  
Seat height 420 mm

## COMPOSITION 3A



### Dimensions

Height 715 mm  
Width 3,660 mm  
Depth 1,920 mm  
Seat height 420 mm

### COMPOSITION 3B



#### Dimensions

Height 715 mm  
Width 3,660 mm  
Depth 1,920 mm  
Seat height 420 mm

### COMPOSITION 4A



#### Dimensions

Height 715 mm  
Width 3,740 mm  
Depth 1,920 mm  
Seat height 420 mm

### COMPOSITION 4B



#### Dimensions

Height 715 mm  
Width 3,740 mm  
Depth 1,920 mm  
Seat height 420 mm

### COMPOSITION 5A



#### Dimensions

Height 715 mm  
Width 3,060 mm  
Depth 3,060 mm  
Seat height 420 mm

### COMPOSITION 5B



#### Dimensions

Height 715 mm  
Width 3,060 mm  
Depth 3,060 mm  
Seat height 420 mm

### COMPOSITION 6A

**Dimensions**

Height 715 mm  
Width 3,445 mm  
Depth 2,780 mm  
Seat height 420 mm

**COMPOSITION 6B****Dimensions**

Height 715 mm  
Width 3,445 mm  
Depth 2,780 mm  
Seat height 420 mm

**COMPOSITION 7****Dimensions**

Height 715 mm  
Width 3,320 mm  
Depth 3,320 mm  
Seat height 420 mm

**COMPOSITION 8****Dimensions**

Height 715 mm  
Width 5,370 mm  
Depth 1,920 mm  
Seat height 420 mm

**COMPOSITION 9A****Dimensions**

Height 715 mm  
Width 3,450 mm  
Depth 3,080 mm  
Seat height 420 mm

**COMPOSITION 9B****Dimensions**

Height 715 mm  
Width 3,450 mm

Depth 3,080 mm  
Seat height 420 mm

#### COMPOSITION 10A



##### Dimensions

Height 715 mm  
Width 4,200 mm  
Depth 3,080 mm  
Seat height 420 mm

#### COMPOSITION 10B



##### Dimensions

Height 715 mm  
Width 4,200 mm  
Depth 3,080 mm  
Seat height 420 mm

#### COMPOSITION 11A



##### Dimensions

Height 715 mm  
Width 3,750 mm  
Depth 3,370 mm  
Seat height 420 mm

#### COMPOSITION 11B



##### Dimensions

Height 715 mm  
Width 3,750 mm  
Depth 3,370 mm  
Seat height 420 mm

#### COMPOSITION 12A



##### Dimensions

Height 715 mm  
Width 4,040 mm  
Depth 3,220 mm  
Seat height 420 mm

### COMPOSITION 12B



#### Dimensions

Height 715 mm  
Width 4,040 mm  
Depth 3,220 mm  
Seat height 420 mm

### COMPOSITION 13A



#### Dimensions

Height 715 mm  
Width 4,340 mm  
Depth 3,740 mm  
Seat height 420 mm

### COMPOSITION 13B



#### Dimensions

Height 715 mm  
Width 4,340 mm  
Depth 3,740 mm  
Seat height 420 mm

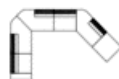
### COMPOSITION 14A



#### Dimensions

Height 715 mm  
Width 5,180 mm  
Depth 3,320 mm  
Seat height 420 mm

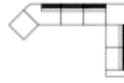
### COMPOSITION 14B



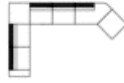
#### Dimensions

Height 715 mm  
Width 5,180 mm  
Depth 3,320 mm  
Seat height 420 mm

### COMPOSITION 15A

**Dimensions**

Height 715 mm  
Width 5,470 mm  
Depth 3,370 mm  
Seat height 420 mm

**COMPOSITION 15B****Dimensions**

Height 715 mm  
Width 5,470 mm  
Depth 3,370 mm  
Seat height 420 mm

**COMPOSITION 16A****Dimensions**

Height 715 mm  
Width 4,565 mm  
Depth 4,110 mm  
Seat height 420 mm

**COMPOSITION 16B****Dimensions**

Height 715 mm  
Width 4,565 mm  
Depth 4,110 mm  
Seat height 420 mm