

KASHIMA

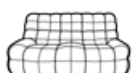
Designer

Michel Ducaroy



PRODUCTS

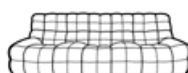
MEDIUM SETTEE



Dimensions

Height 750 mm
Width 1,650 mm
Depth 1,000 mm
Seat height 380 mm
Weight 27 kg
Seats 2 places

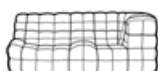
LARGE SETTEE



Dimensions

Height 750 mm
Width 2,350 mm
Depth 1,000 mm
Seat height 380 mm
Weight 43 kg
Seats 3 places

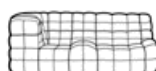
MEDIUM 1-ARMED SETTEE (LEFT)



Dimensions

Height 750 mm
Width 1,750 mm
Depth 1,000 mm
Seat height 380 mm
Weight 35 kg
Seats 2 places

MEDIUM 1-ARMED SETTEE (RIGHT)



Dimensions

Height 750 mm
Width 1,750 mm
Depth 1,000 mm
Seat height 380 mm
Weight 35 kg
Seats 2 places

More information on
www.ligne-roset.com

ligne roset®
depuis 1860

© Ligne Roset 2025

SMALL FOOTSTOOL



Dimensions

Width 800 mm

Depth 600 mm

Seat height 380 mm

Weight 8 kg

Seats 1 place

Technical characteristics

STRUCTURE

Entirely made of foam of 2 different densities: polyether 21kg/m³ – 3.2kPa and polyether 28kg/m³ – 4.8kPa. Clad in 480g/m polyester quilting.

COMFORT

The seat and backrest are made identically of high resilience polyurethane Bultex foam (36 kg/m³ - 3.6 kPa) and (26 kg/m³ - 1.4 kPa). Clad in hyper soft foam 45kg/m³ - 1.8kPa.

COVER

Twin-needle over stitching for all the seams and buttoning. Cover in polyester quilting 480g/m².

Covers may be removed by an upholsterer.