

PLOUM

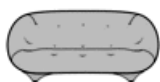
Designer

R. & E. Bouroullec



PRODUCTS

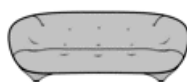
SMALL SETTEE HIGH BACK



Dimensions

Height 790 mm
Width 1,700 mm
Depth 1,110 mm
Seat height 390 mm
Weight 67.5 kg
Seats 2 places

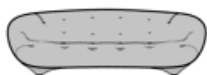
MEDIUM SETTEE HIGH BACK



Dimensions

Height 790 mm
Width 2,030 mm
Depth 1,110 mm
Seat height 390 mm
Weight 78.5 kg
Seats 2 places

LARGE SETTEE HIGH BACK



Dimensions

Height 840 mm
Width 2,500 mm
Depth 1,240 mm
Seat height 390 mm
Weight 96.5 kg
Seats 3 places

FOOTSTOOL



Dimensions

Width 1,100 mm
Depth 800 mm
Seat height 390 mm
Weight 24 kg
Seats 1 place

Technical characteristics

BYCONSTRUCTION

Steel tubing, wire and mesh. Covered base.

COMFORT

Integral seat in high resilience polyurethane Bultex foam 48 kg/m³ - 3.6 kPa; integral back in Bultex foam 36 kg/m³ - 1.4 kPa with comfort layer in hyperflexible polyurethane foam 30 kg/m³ - 1.8 kPa. Comfort is reinforced by the nature of the fabric used: a double-layer quilted weave, quilted by points of stitching.

MAKING-UP

Cover made from a woven fabric generously quilted and quilted by points of stitching.

Cover may be removed by an upholsterer. Important : items upholstered in MOBY have no diagonal stitching in the four inside corners of the seat/back section and have just one zip closure on the rear of the back.