

GRAND ANGLE

Designer

Marie C Dorner



Technical characteristics

CONSTRUCTION

Structure of seat: webbed metal frame.
Structure of backrest : panels 3-layer plywood with articulated headrest.
Armrest composed of panels of plywood.

COMFORT


Seat composed of high resilience polyurethane Bultex foam (36 kg/m³ - 2.8 kPa) and ultra-flexible foam (45 kg/m³ - 1.8 kPa) with comfort layer of feathers (goose feathers, of which 15% down).
Backrest composed of high resilience polyurethane Bultex foam (26 kg/m³ - 1.4 kPa) clad in ultra-flexible foam (45 kg/m³ - 1.8 kPa).
Feather-filled back (lumbar) cushion (goose feathers, of which 15% down).

MAKING-UP

Backrest quilted with stretch fabric to

PRODUCTS


SMALL SETTEE WITH SLIM ARMREST WITHOUT LUMBAR CUSHION



Dimensions

Height 715 mm
Width 1,960 mm
Depth 1,000 mm
Seat height 420 mm
Weight 110.55 kg
Seats 3 places

LARGE SETTEE WITH SLIM ARMREST WITHOUT LUMBAR CUSHION



Dimensions

Height 715 mm
Width 2,260 mm
Depth 1,000 mm
Seat height 420 mm
Weight 120.78 kg
Seats 3 places


More information on
www.ligne-roset.com

ligne roset[®]
depuis 1860

© Ligne Roset 2025

retain pleating on rear of backrest. Cover quilted with 110 g/m² polyester.

LARGE SETTEE WITH BROAD ARMREST WITHOUT LUMBAR CUSHION



Dimensions

Height 715 mm
Width 2,700 mm
Depth 1,000 mm
Seat height 420 mm
Weight 129.58 kg
Seats 3 places

COMPOSITION 1A



Dimensions

Height 715 mm
Width 2,785 mm
Depth 1,260 mm
Seat height 420 mm

COMPOSITION 1B



Dimensions

Height 715 mm
Width 2,785 mm
Depth 1,260 mm
Seat height 420 mm

COMPOSITION 2



Dimensions

Height 715 mm
Width 2,060 mm
Depth 2,060 mm
Seat height 420 mm

COMPOSITION 3A



Dimensions

Height 715 mm
Width 3,660 mm
Depth 1,920 mm
Seat height 420 mm

COMPOSITION 3B



Dimensions

Height 715 mm
Width 3,660 mm
Depth 1,920 mm
Seat height 420 mm

COMPOSITION 4A



Dimensions

Height 715 mm
Width 3,740 mm
Depth 1,920 mm
Seat height 420 mm

COMPOSITION 4B



Dimensions

Height 715 mm
Width 3,740 mm
Depth 1,920 mm
Seat height 420 mm

COMPOSITION 5A



Dimensions

Height 715 mm
Width 3,060 mm
Depth 3,060 mm
Seat height 420 mm

COMPOSITION 5B



Dimensions

Height 715 mm
Width 3,060 mm
Depth 3,060 mm
Seat height 420 mm

COMPOSITION 6A

**Dimensions**

Height 715 mm
Width 3,445 mm
Depth 2,780 mm
Seat height 420 mm

COMPOSITION 6B**Dimensions**

Height 715 mm
Width 3,445 mm
Depth 2,780 mm
Seat height 420 mm

COMPOSITION 7**Dimensions**

Height 715 mm
Width 3,320 mm
Depth 3,320 mm
Seat height 420 mm

COMPOSITION 8**Dimensions**

Height 715 mm
Width 5,370 mm
Depth 1,920 mm
Seat height 420 mm

COMPOSITION 9A**Dimensions**

Height 715 mm
Width 3,450 mm
Depth 3,080 mm
Seat height 420 mm

COMPOSITION 9B**Dimensions**

Height 715 mm
Width 3,450 mm

Depth 3,080 mm
Seat height 420 mm

COMPOSITION 10A



Dimensions

Height 715 mm
Width 4,200 mm
Depth 3,080 mm
Seat height 420 mm

COMPOSITION 10B



Dimensions

Height 715 mm
Width 4,200 mm
Depth 3,080 mm
Seat height 420 mm

COMPOSITION 11A



Dimensions

Height 715 mm
Width 3,750 mm
Depth 3,370 mm
Seat height 420 mm

COMPOSITION 11B



Dimensions

Height 715 mm
Width 3,750 mm
Depth 3,370 mm
Seat height 420 mm

COMPOSITION 12A



Dimensions

Height 715 mm
Width 4,040 mm
Depth 3,220 mm
Seat height 420 mm

COMPOSITION 12B



Dimensions

Height 715 mm
Width 4,040 mm
Depth 3,220 mm
Seat height 420 mm

COMPOSITION 13A



Dimensions

Height 715 mm
Width 4,340 mm
Depth 3,740 mm
Seat height 420 mm

COMPOSITION 13B



Dimensions

Height 715 mm
Width 4,340 mm
Depth 3,740 mm
Seat height 420 mm

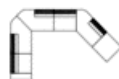
COMPOSITION 14A



Dimensions

Height 715 mm
Width 5,180 mm
Depth 3,320 mm
Seat height 420 mm

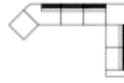
COMPOSITION 14B



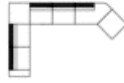
Dimensions

Height 715 mm
Width 5,180 mm
Depth 3,320 mm
Seat height 420 mm

COMPOSITION 15A

**Dimensions**

Height 715 mm
Width 5,470 mm
Depth 3,370 mm
Seat height 420 mm

COMPOSITION 15B**Dimensions**

Height 715 mm
Width 5,470 mm
Depth 3,370 mm
Seat height 420 mm

COMPOSITION 16A**Dimensions**

Height 715 mm
Width 4,565 mm
Depth 4,110 mm
Seat height 420 mm

COMPOSITION 16B**Dimensions**

Height 715 mm
Width 4,565 mm
Depth 4,110 mm
Seat height 420 mm