

# RUCHÉ

## Designer

Inga Sempé

## Technical characteristics

For Ligne Roset, Ruché (the name refers to a gathered or pleated fabric which serves as a decoration on a piece of clothing) brings together the unusual and the traditional. The unusual thing about this piece is its solid wood structure, and the great traditional element: the quilting, the very heart of its savoir-faire. Its rangy uprights and the undulations of its duvet combine to produce a harmonious union of rigorous straight lines and soft, welcoming curves. Slender and fine, Ruché is nonetheless soft and welcoming. We might also add that the very design of Ruché offers a collection of seating which allies comfort and compactness: its depth is only 92 cm and the length of the various pieces varies between 170 and 200 cm, ideal for small apartments. Finally, its seat height (45 cm) will appeal to a broad clientèle, not least those who utterly reject seats which are too low. The 2 settees are also available in a low-



## PRODUCTS

### ARMCHAIR RIGHT



#### Dimensions

Height 830 mm  
Width 970 mm  
Depth 920 mm  
Seat height 460 mm  
Weight 40.5 kg  
Seats 1 place

### ARMCHAIR LEFT



#### Dimensions

Height 830 mm  
Width 970 mm  
Depth 920 mm  
Seat height 460 mm  
Weight 40.5 kg  
Seats 1 place

### MEDIUM SETTEE

More information on  
[www.ligne-roset.com](http://www.ligne-roset.com)

**ligne roset**<sup>®</sup>  
depuis 1860

© Ligne Roset 2024

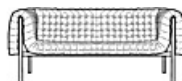
backed version (65 cm instead of 83 cm), with a lower seat (38 cm instead of 46 cm), a greater depth (101 cm instead of 92 cm) and a backwards sloping seat/back with integral lumbar. They therefore offer the twin advantages of remarkable comfort & the look of a true domestic settee, bringing it far from the 'banquette' look. Its lower lines enables it to elegantly integrate into all spaces, even the very smallest. **CONSTRUCTION** Structure and feet in solid wood, reinforced by two steel frames on the seat and back. Protective gliders on feet. Choice of 3 finishes for feet: natural matt varnished beech, or beech stained anthracite or red. Integral table surface (for one-arm settees) in matching beech veneered MDF. **COMFORT** Pullmaflex suspension on seat. Suspension of back via sprung steel grille. Elastic-webbed suspension on arms. Seat cushion in high resilience polyurethane Bultex foam 42 kg/m<sup>3</sup> - 4.8 kPa and 38 kg/m<sup>3</sup> - 3.6 kPa. Back cushion in polyurethane foam 30 kg/m<sup>3</sup> - 1.8 kPa. Armrests in Bultex foam 26 kg/m<sup>3</sup> - 1.4 kPa. The 2 low-backed settees are systematically supplied with a matching pair of rectangular lumbar (H 24 W 59 D 12) : these have removable covers & are gilled with new goose feathers (10 % down / 90 % feathers), with one smooth face & one face quilted in the Ruché style. These 2 lumbar are also priced separately and are thus available as an option for the high-backed



#### Dimensions

Height 830 mm  
Width 1,700 mm  
Depth 920 mm  
Seat height 460 mm  
Weight 68.5 kg  
Seats 3 places


#### LARGE SETTEE



#### Dimensions

Height 830 mm  
Width 2,000 mm  
Depth 920 mm  
Seat height 460 mm  
Weight 78 kg  
Seats 3 places


#### MEDIUM SETTEE LOW BACK WITH 2 LUMBAR CUSHIONS



#### Dimensions

Height 650 mm  
Width 1,700 mm  
Depth 1,010 mm  
Seat height 380 mm  
Weight 70 kg  
Seats 3 places

#### LARGE SETTEE LOW BACK WITH 2 LUMBAR CUSHIONS



#### Dimensions

Height 650 mm  
Width 2,000 mm  
Depth 1,010 mm  
Seat height 380 mm  
Weight 75.5 kg  
Seats 3 places

#### FOOTSTOOL



#### Dimensions

More information on  
[www.ligne-roset.com](http://www.ligne-roset.com)

**ligne roset**<sup>®</sup>  
depuis 1860

© Ligne Roset 2024

settees. **MAKING-UP** Cover quilted with 300g/m<sup>2</sup> polyester quilting and ultra-flexible polyurethane foam 30kg/m<sup>3</sup> - 1.8 kPa. The highly sophisticated execution of the quilting is achieved by a programmed sewing robot. Fully removable covers.

**FABRICS** Most plain fabrics can be used with Ruché : velours, wools, thick cloths, microfibres and leathers.

Width 920 mm  
Depth 600 mm  
Seat height 425 mm  
Weight 12 kg  
Seats 1 place