

# NOMADE 2

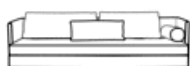
## Designer

Didier Gomez



## PRODUCTS

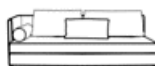
### SOFA COMPLETE ELEMENT



#### Dimensions

Height 30 "  
Width 85 "  
Depth 35 "  
Seat height 15 "  
Weight 220.462 lb  
Seats 3 places

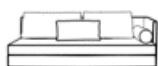
### RIGHT-ARM LOVESEAT COMPLETE ELEMENT



#### Dimensions

Height 30 "  
Width 67 "  
Depth 35 "  
Seat height 15 "  
Weight 167.551 lb  
Seats 2 places

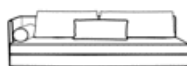
### LEFT-ARM LOVESEAT COMPLETE ELEMENT



#### Dimensions

Height 30 "  
Width 67 "  
Depth 35 "  
Seat height 15 "  
Weight 167.551 lb  
Seats 2 places

### RIGHT-ARM SOFA COMPLETE ELEMENT



#### Dimensions

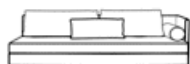
Height 30 "  
Width 83 "  
Depth 35 "  
Seat height 15 "  
Weight 199.518 lb  
Seats 3 places

More information on  
[www.ligne-roset.com](http://www.ligne-roset.com)

**ligne roset®**  
depuis 1860

© Ligne Roset 2025

#### LEFT-ARM SOFA COMPLETE ELEMENT



##### Dimensions

Height 30 "  
Width 83 "  
Depth 35 "  
Seat height 15 "  
Weight 199.518 lb  
Seats 3 places

#### SMALL RIGHT-ARM CHAISE COMPLETE ELEMENT



##### Dimensions

Height 30 "  
Width 67 "  
Depth 35 "  
Seat height 15 "  
Weight 163.142 lb  
Seats 2 places

#### SMALL LEFT-ARM CHAISE COMPLETE ELEMENT



##### Dimensions

Height 30 "  
Width 67 "  
Depth 35 "  
Seat height 15 "  
Weight 163.142 lb  
Seats 2 places

#### RIGHT-ARM CHAISE COMPLETE ELEMENT



##### Dimensions

Height 30 "  
Width 83 "  
Depth 35 "  
Seat height 15 "  
Weight 174.165 lb  
Seats 2 places

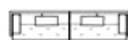
#### LEFT-ARM CHAISE COMPLETE ELEMENT



##### Dimensions

Height 30 "  
Width 83 "  
Depth 35 "  
Seat height 15 "  
Weight 174.165 lb  
Seats 2 places

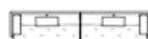
#### COMPOSITION A



##### Dimensions

Height 30 "  
Width 135 "  
Depth 35 "  
Seat height 15 "

#### COMPOSITION B



##### Dimensions

Height 30 "  
Width 167 "  
Depth 35 "  
Seat height 15 "

#### COMPOSITION C

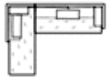
#### COMPOSITION D

**Dimensions**

Height 30 "  
Width 151 "  
Depth 35 "  
Seat height 15 "

**Dimensions**

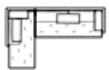
Height 30 "  
Width 151 "  
Depth 35 "  
Seat height 15 "

**COMPOSITION E****COMPOSITION F****Dimensions**

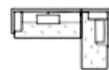
Height 30 "  
Width 119 "  
Depth 83 "  
Seat height 15 "

**Dimensions**

Height 30 "  
Width 119 "  
Depth 83 "  
Seat height 15 "

**COMPOSITION G****COMPOSITION H****Dimensions**

Height 30 "  
Width 119 "  
Depth 67 "  
Seat height 15 "

**Dimensions**

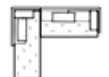
Height 30 "  
Width 119 "  
Depth 67 "  
Seat height 15 "

**COMPOSITION I****COMPOSITION J****Dimensions**

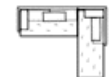
Height 30 "  
Width 103 "  
Depth 67 "  
Seat height 15 "

**Dimensions**

Height 30 "  
Width 103 "  
Depth 67 "  
Seat height 15 "

**COMPOSITION K****COMPOSITION L****Dimensions**

Height 30 "  
Width 103 "  
Depth 83 "  
Seat height 15 "

**Dimensions**

Height 30 "  
Width 103 "  
Depth 83 "  
Seat height 15 "

**Technical characteristics**

## STRUCTURE

Square tubular steel frame (1" - 25 mm) Epoxy lacquered and particleboard. Overlay of polyether foam 28 kg/m<sup>3</sup> - 4kPa. Binding steel parts allow linking components (except for the pouf).

## COMFORT

Soft or firm versions available: suspension by base of high resilience polyurethane Bultex foam 2 dominant densities 35 kg/m<sup>3</sup> - 2,6 kPa for the soft and Polyether 2 dominant densities 28 kg/m<sup>3</sup> - 4 kPa for the firm. Seat cushions made of high resilience polyurethane Bultex foam 2 dominant densities 32 kg/m<sup>3</sup> - overlaid foam polyether 2,1 kPa, 25 kg/m<sup>3</sup> - polyester wadding 1,2 kPa, 200 g/m<sup>2</sup>. Backrest cushions (3 different sizes), small backrest cushion and bolster of new duck feathers (90% feather / 10% down) 88 mm H compressibility with compartmentalized undercover.

## SEAM/COVER

Box stitching on frame. Padded seat covers polyester wadding 100 g/m<sup>2</sup>, piping finish around the rim with pull points. Despite the pull points, the seat cushions are removable. Backrest cushions with comb point stitching and backrest and bolsters piped similarly to seat cushions, all removable by zipper. The underside of the seat cushion of the sofa, chaises, large sleepers and of the 2 components of the convertible angle arrangement are covered with a removable and washable quilted 100% cotton, removable and dry cleanable ticking. This ticking is "HealthGuard", anti-bacterial, anti-microbial, anti-fungal treated.

## HARMONY

The frame (base and back), the base mattress, the 3 backrest cushions, the small backrest and the bolster are provided separately, it is possible and recommended to create multicolor and/or multi-material compositions.